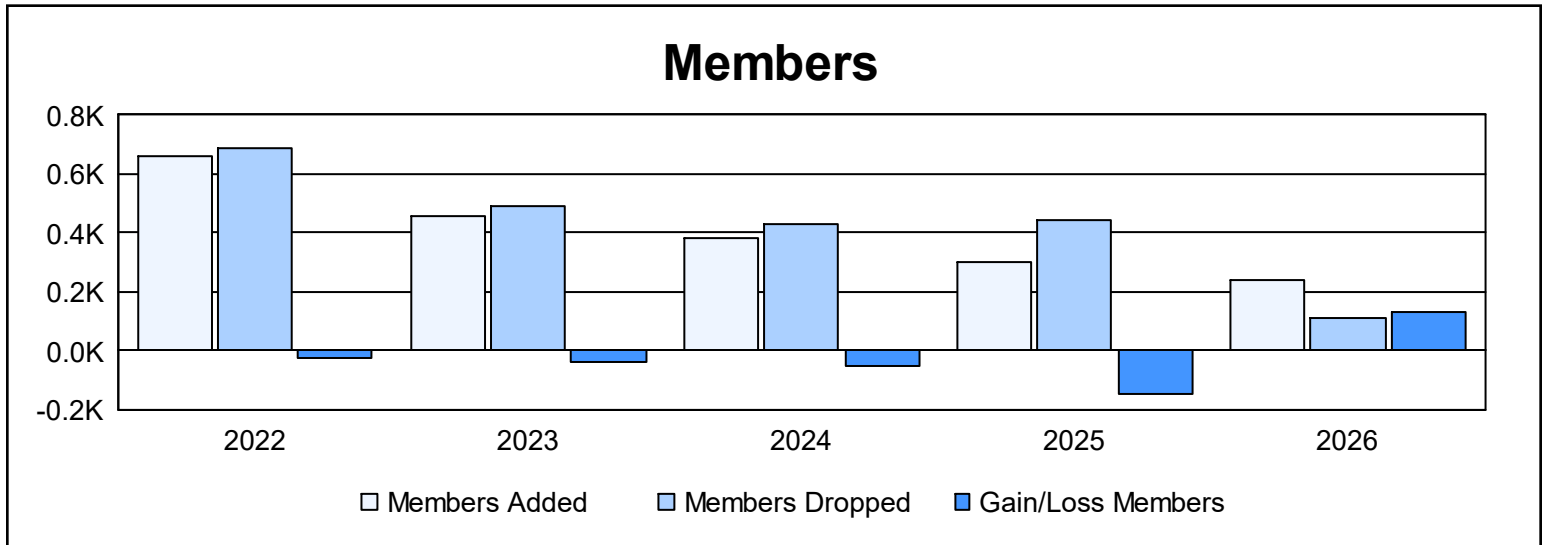
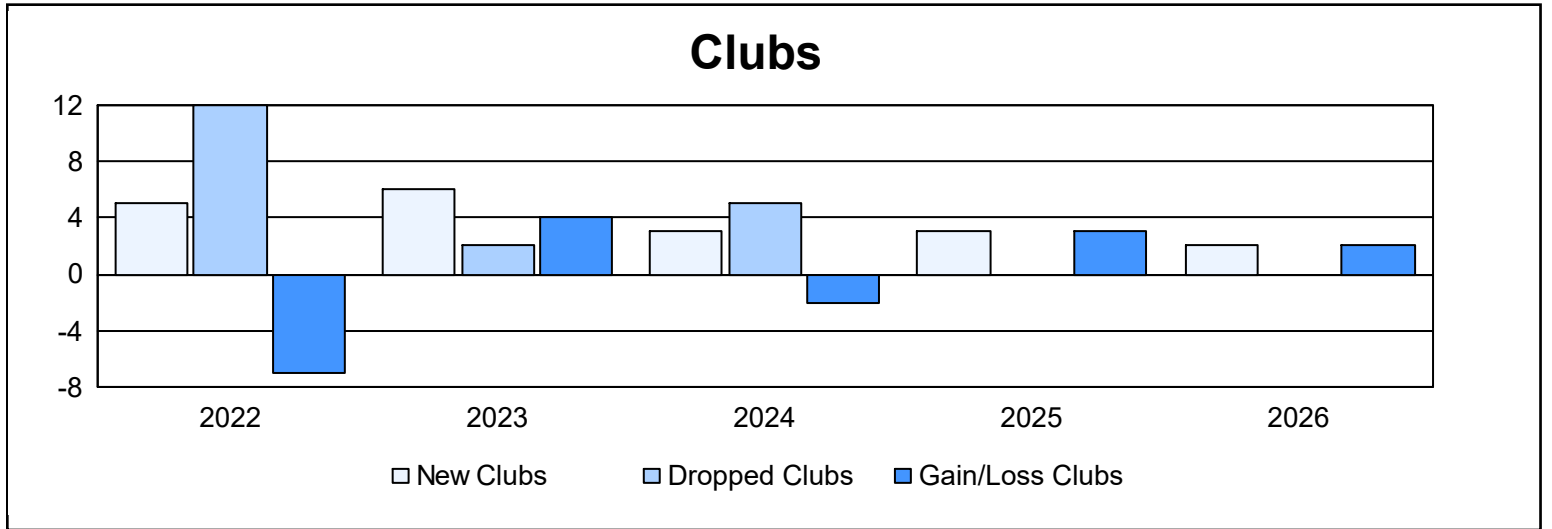
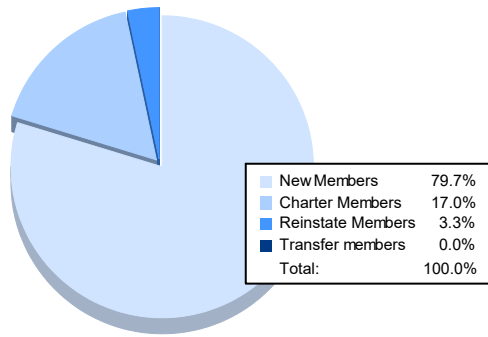


| Year | New Clubs | Dropped Clubs | Gain/ Loss Clubs | New Members | Charter Members | Reinstate Members | Transfer Members | Total Member Added | Total Members Dropped | Gain/ Loss Members |
|----------------|-----------|---------------|------------------|-------------|-----------------|-------------------|------------------|--------------------|-----------------------|--------------------|
| 2021-2022 | 5 | 12 | -7 | 415 | 160 | 75 | 10 | 660 | 685 | -25 |
| 2022-2023 | 6 | 2 | 4 | 249 | 184 | 14 | 7 | 454 | 490 | -36 |
| 2023-2024 | 3 | 5 | -2 | 290 | 70 | 12 | 7 | 379 | 429 | -50 |
| 2024-2025 | 3 | 0 | 3 | 182 | 70 | 39 | 9 | 300 | 446 | -146 |
| 2025-2026 | 2 | 0 | 2 | 192 | 41 | 8 | 0 | 241 | 112 | 129 |
| Average | 4 | 4 | 0 | 266 | 105 | 30 | 7 | 407 | 432 | -26 |



Membership Composition January 2026 Cumulative



Gender Composition January 2026 Cumulative

